



Anderson Group



2

HIGH PERFORMANCE MACHINING CENTERS

[www.anderson.com.tw](http://www.anderson.com.tw)

# PTP Series

Point-To-Point Drilling Machine



Waste material conveyor system



# PTP Series

Point-To-Point Drilling Machine



The helical rack & pinion drive allows fast and accurate positioning. Furthermore, this design is possible to extend the table dimensions in X-direction to match the customer's needs. With over 40 years of experience in machine engineering and production, Anderson has developed into a world leader of CNC processing machinery for heavy duty and high-accuracy applications.



This is the basis for an internationally successful product range, fulfilling the highest demands of today's manufacturing companies, including aerospace industries around the world.

The PTP series is especially designed for furniture manufacturers who require high production in panel processes.




# PTP Series


Point-To-Point Drilling Machine



The automatic tool change system provides a 8 positions magazine



The Boring unit is equipped with 16 vertical spindles and 8 horizontal spindles. Additionally, this unit provides a grooving saw as standard.




## Panel Beam

**The fastest and most efficient way for positioning beams and cups.**

The movable beams and suction cups allow you to manufacture different kinds of work pieces by utilizing different processing procedures.

A laser-pointer system is applied for positioning panel beams and suction cups automatically.

The operator can drag and position the beams and cups on the monitor and generate CNC program automatically. By pressing cycle start, the laser-pointer will move to the specified position for locating the beam and cup.



**The laser pointing system** is used to automatically position the panel beams and suction cups.

The operator can set the relative position of the positioning suction cup and the reference rod through the interactive interface and automatically generate and optimize the CNC program.





# Programming


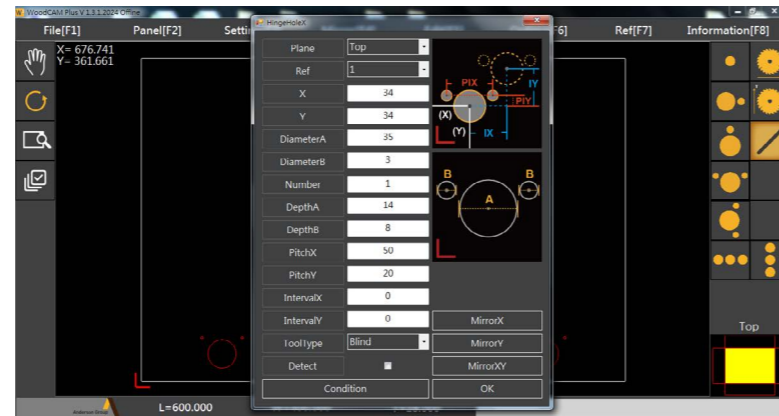
## AGMVP

Anderson have developed its own AGMVP the Human-Machine Interface, through the new system integration, the AGMVP did simplify the original complicated CNC operation steps. Operators can be familiar with the operation mode and online production within a short period of time, and use this system as a smart machine interface.

The new AGMVP included the maintenance of machinery, current monitoring, spindle temperature monitoring, drills life management, tool life management and other relative parameters were allowed on opening for external system, that helping customers build their own smart and intelligent production facility.

Easy to drawing.

1. Selecting the macro
2. Input data
3. Drawing finished




Horizontal Drilling



Drilling and Routing



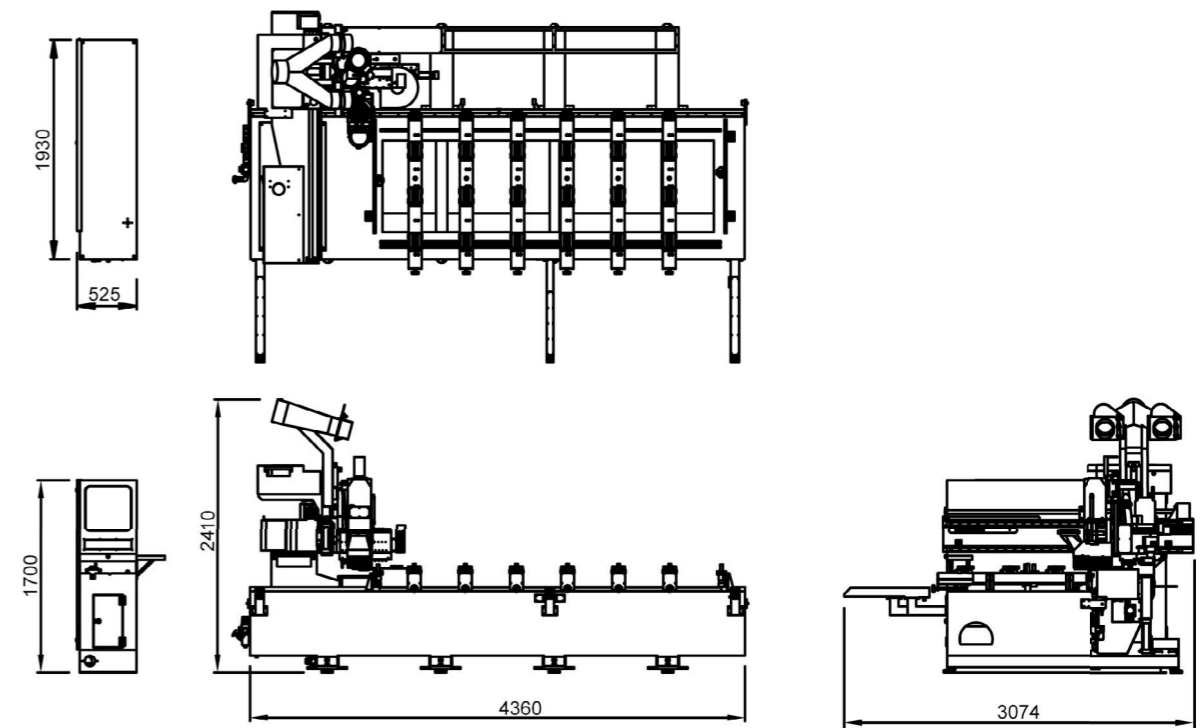
Vertical Drilling



Aggregates to satisfy various needs.

# Technical Specification

		PTP-3013	PTP-3214
STROKE	X AXIS	3340mm	3525mm
	Y AXIS	1420mm	1570mm
	Z AXIS	150mm	250mm
WORKING AREA	WORKING LENGTH	3000mm	3200mm
	WORKING WIDTH	1300mm	1400mm
MAX FEED SPEED	X AXIS	80 M/min	
	Y AXIS	60 M/min	
	Z AXIS	20 M/min	
SUCTION BEAM		6 UNITS(3 VACUUM CUPS FOR EACH BEAM)	
NO.1 ATC WITH DISK MAGAZINE	TOOL HOLDER	SK-30	HSK-63F
	SPEED	1000-18000RPM	1000-24000RPM
	POWER	10HP (7.5KW)	
	SHANK OF TOOL	MAX.25mm	
	NUMBER OF TOOL	8	
NO. 2 BORING HEAD & GROOVING SAW	VERTICAL SPINDLES	19(7x13)	
	HORIZONTAL SPINDLES	X:3+3 Y:1+1	
	MOTOR POWER	3HP(2.25KW)	
	SPEED	4800RPM	
	CHANGEABLE ANGLE OF SAW	0 & 90°	
	I.D. OF GROOVING SAW	30mm	
	MAX.O.D. OF GROOVING SAW	120mm	
	SPEED	4500RPM	
AIR PRESSURE		6 Kgs/cm <sup>2</sup>	
VACUUM PUMP		90M <sup>3</sup> / Hr 3.0kW	
WEIGHT		3500Kgs	4000Kgs
CONTROLLER		SYNTEC	





# STRYKER-HS

High Speed Through Feed Point To Point Drilling Machine



- > Stable transportation system with mature CNC machining technology let efficiency of the processing perfect.
- > Various kind of drilling system can perfectly handle all kinds of hole removal tasks.
- > Vacuum suction cups in whole work area
- > The tape style automatic feeding system allows the entire process to be positioned quickly and can keep excellent product quality.



# STRYKER-HS

High Speed Through Feed Point To Point Drilling Machine

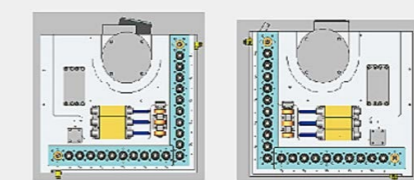


New software interface  
**WOOD CAM PLUS**

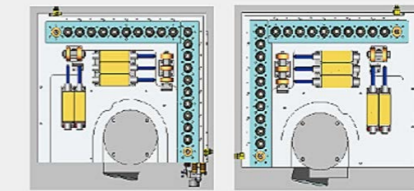


Conversational processing software **WOOD CAM PLUS** will greatly reduce the reliance on high-level CNC operators. The screen is operated with a simple and fast-recognizable graphic I-con, that allows personnel to quickly insert previous machining parameters for modification, which not only shortens the production cycle. It can also save costs.

Optional with fully automatic loading and unloading table can meet the drilling needs of high-efficiency plate-type custom furniture manufacturing



- Vertical drill 11 x 10 (20 total), horizontal drill Each is X direction : 3
- X-direction has a set of auxiliary pressure rollers for auxiliary horizontal drilling



- Vertical drill 11 x 10 (20 total), horizontal drill Each is X-direction : 3, Y-direction : 2
- X, Y to each set of auxiliary pressure rollers; auxiliary horizontal drilling



The X and Y axes are helical gear transmissions, and the Z axis is ball screw transmission, that all equipped with servo motor control.



The lateral drilling wheel system is perfectly guaranteed the high quality when machining horizontal holes.



The automatic feeding transmission belt adopts high wear resistance grade, and the overall transmission effect is quiet and stable.




Vacuum suction cups on standard work area

Model	STRYKER-HS	
Table Size	3000mm x 800mm	
Panel Width	180~800mm	
Panel Length	Single	300~3000mm
	Double	300~1300mm
Max. Feed Speed	X-Axis	100 M/min
	Y-Axis	100 M/min
	Z-Axis	30 M/min
Multi-Drill	Drill Rotation Speed	4800rpm
	Shank of Drill	φ10mm
	Vertical Drilling	4 x 20 = 80
	X-axis Horizontal Drilling	4 X 3 = 12
	Y-axis Horizontal Drilling	2 X 2 = 4
Power	Multi-Drill	1.5 KW x 4
	Vacuum Pump 90 CBM/HR	3KW x 1
	Total Power	23KW
Air Pressure	Hose 3/4"	6 kg/cm <sup>2</sup> (85 lb/in <sup>2</sup> )
	Consumption	330 L/min (11CFM)
Controler	SYNTEC	
Dimensions	Floor Area	13500mm x 5500mm
	Height	3500mm
	Weight	4500kg
Extraction	Flow	6600 M3/HR( 3850CFM)
	Diameter	4 x φ200mm (4 x 8in)



# STRYKER-5

Through Feed Point To Point Drilling Machine



The POINT to POINT through feed machining line has revolutionized the field of boring, grooving and routing thanks to its innovative technology and maximum flexibility and productivity.

This series has been designed to obtain the maximum flexibility possible while maintaining a high volume output.

No machine setup time therefore greatly increased part to part throughput and overall productivity.

Exclusive optical part reading for perfect edge referencing and boring without depending on the operator's accuracy.

Fully automatic parts positioning by the machine therefore operator misfeeds are no longer an issue.


Small batch random part processing is as effective as large run processing.



# STRYKER-5

Through Feed Point To Point Drilling Machine

The speed of a through feed.....  
The flexibility of a point to point



**Spindle # 1 :**  
**Vertical drilling:**  
 -12 vertical drilling spindles.  
 -7X6 L Shape  
**Horizontal drilling:**  
 -2+ 2 horizontal top and bottom drilling spindles.  
 -1+1 horizontal side drilling spindles.  
**Spindle # 2:**  
**1 grooving saw.**  
 fixed in X-axis direction  
**Spindle # 3 :**  
 1 router head with exclusive X axis  
 head movement for proper routing  
 of static clamped parts.

**Easy access to head and tooling**


The boring head carriage is designed with heat-treated steel that is built heavier and over-sized to provide more rigidity and precision over a long period of time.





# STRYKER-5

Through Feed Point To Point Drilling Machine



**Set up time=0**

Machine operator can change panel sizes, panel processing requirements with zero time lost when making these changes.



**New Application functions**

**-Toe Kick** The operator can specify if over cutting is needed, for squareness purpose. The maximum processing dimension : 200 x 200mm (the working panel must be larger than 400x400mm) Any of these four (4) corners can be processed.

**-Rabbet/Dado** The operator can specify the width and tool radius compensation (G41/G42). This application can be set in either U-axis or Y-axis direction.

**-Hinge** There is conversational programming function. The operator can enter the size of the hinge and relationship between holes.



**Numerically Controlled with a PC**

Color LCD 17" display with independent keyboard, mouse, integrated network card & USB device. Friendly and intuitive software with macro as help for the operator and integrated CAD.



STRYKER-5	
NC Controller	PC office/Color LCD display
Boring Range	800 mm
Quantity of controlled axis	4
X axis speed	60m/min.
Y axis speed	60m/min.
U axis speed	60m/min.
Z axis speed	15m/min
Minimum part width	50mm
Maximum part width	1,000mm
Minimum part length	300mm
Minimum part thickness	10 mm
Maximum part thickness	50 mm
Boring Unit	
Vertical spindles	7(X axis) x 6(Y axis)
Horizontal spindles : top/bottom)	2+2
Horizontal spindles : sides)	1+1
Horse power	1.5 KW(2HP)
Rotation speed	4,800 RPM
ROUTER	
Router type	ER25
Tool Shank Diameter	2 mm-16mm
Router HP	3.75 KW(5HP)
Rotation speed	1,000-18,000 RPM
Grooving Saw Unit	
Grooving Saw Unit Hp	1.5KW(2HP)
Grooving saw diameter	120 mm
Maximum blade thickness	5 mm
Rotation speed	4,200 RPM
Automatic Side pusher	Standard
Pusher contact surface	Rollers
Optical Material Sensor	Standard



# STRYKER-6

Through Feed Point To Point Drilling Machine

Easy, Efficient,  
More Flexible






# STRYKER-6

## Through Feed Point To Point Drilling Machine

STRYKER-6 adopts the structure of the fuselage design with automatic sheet material positioning and detection system. It combines with automatic loading and unloading system. Through the high speed barcode reader (AUTO BARCODE READER) in the effective speed, we can interpret the processed sheet automatically and can generate the corresponding processing code, that can avoid the mistakes caused by the operator's factors in the process and working time loss caused by the wrong operation.

By STRYKER-6, the complex customized production will turn into a simple scan code processing. With the record of the database, it will be able to optimize the production capacity of the product line and the estimated delivery time of the workpiece. When a large number of orders are encountered, the production can be adjusted.



We have the patent of this boring head design and we call the "M shape boring head".

Boring unit : 1.5kW with 4,800 rpm.  
The pitch between drilling spindle is 32mm.


It equip with 18 vertical drilling heads and four horizontal drilling for X-direction and four horizontal drilling for Y-direction.

Option: routing head and 4 tools for ATC.

### CNC control system with a new user-friendly interface

Anderson have been developed it's own AGMVP the Human-Machine Interface, through the new system integration, the AGMVP did simplify the original complicated CNC operation steps. Operators can be familiar with the operation mode and online production within a short period of time, and use this system as a smart machine interface.

The new AGMVP included the maintenance of machinery, current monitoring, spindle temperature monitoring, drills life management, tool life management and other relative parameters were allowed on opening for external system, helping customers build their own smart, intelligent production facility.



**How to detecting the front side of the material?**  
The edge detected by limit switch, mechanical way which provide longer life time and high accuracy to the machine



In-Feed system with rubber roller on working table



# STRYKER-6

Through Feed Point To Point Drilling Machine

## Technical Specification

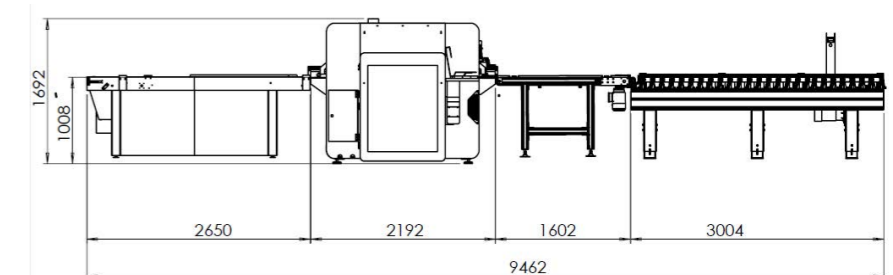
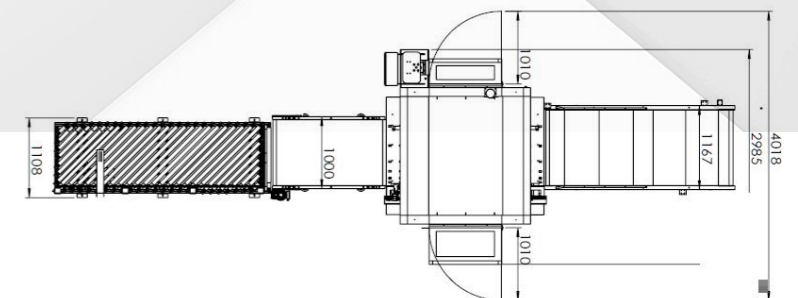
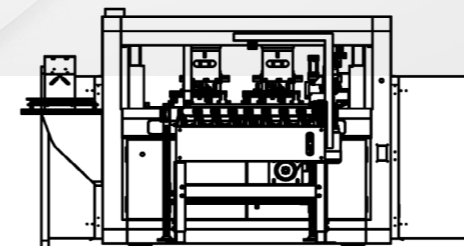


Optional with fully automatic loading and unloading system and automatic bar code scanning can meet the drilling requirements of high-efficiency plate-type custom furniture manufacturing.

STRYKER-6			
CLAMP PIECE DIMENSIONS	LxWxT MAX	2500x1000x50	mm
	L MIN.	>300	mm
	WxT MIN.	50x10	mm
Y DRILL	Y DIRECTION MAX.	800	mm
V & X DRILL		1000	mm
MAX. FEED SPEED	X AXIS	60	M/MIN.
	Y AXIS	60	M/MIN.
	Z AXIS	15	M/MIN.
NO.1 MULTI-DRILL	DRILL ROTATION SPEED	4800	RPM
Y * X * Y -> 6X8X6			
X -> 2+2	SHANK OF DRILL	D=10	mm
Y -> 2+2			
SAW	GROOVING SAW O.D.	D=120	mm
	GROOVING SAW TNK	5	
	NO.1 MULTI-DRILL	2.2	KW
POWER	TOTAL POWER	(380V/60HZ/25A) 12	KW
	HOSE: 3/4"	6	KG/CM <sup>2</sup>
AIR PRESSURE	CONSUMPTION	330	L/MIN
NC CONTROLLER		SYNTEC	
DIMENSIONS	FLOOR AREA (WxD)	4100x4000	MM
	HEIGHT	1800	MM
	WEIGHT	1600	MM



Optional telescopic tool magazine let mechanical equipment more flexible.





## Automatic panel furniture production line

Under the processing trend of Industry 4.0, the relationship between man and machine processing is more inseparable. In the ever-changing small, diverse, and customized market trends, people must learn to use machinery and software to achieve the goal of production. It is undoubtedly a big challenge for the manufacturers of traditional furniture manufacturing.

In view of this, Anderson has integrated the organization, electronic control and software in the trinity with more than 45 years of experience in the machinery manufacturing market, welcoming the manufacturing trend of Industry 4.0, integrating products into intelligent, intelligent manufacturing, big data manufacturing and other trends, advancing for the industry.

The next generation is ready for the foundation.

**Client needs**

- ⊕ Mastering the health status of the machine
- ⊕ Keep track of the mechanical status of the whole plant
- ⊕ On-site capacity and timely feedback

# AGMVP

## Anderson develops a smart software platform

Anderson have been developed it's own AGMVP the Human-Machine Interface, through the new system integration, the AGMVP did simplify the original complicated CNC operation steps. Operators can be familiar with the operation mode and online production within a short period of time, and use this system as a smart machine interface.

The new AGMVP included the maintenance of machinery, current monitoring, spindle temperature monitoring, drills life management, tool life management and other relative parameters were allowed on opening for external system, helping customers build their own smart, intelligent production facility.



### STRYKER-6

THROUGH FEED POINT TO POINT DRILLING MACHINE

STRYKER-6 adopts the structure of the fuselage design with automatic sheet material positioning and detection system. It combines with automatic loading and unloading system. Through the high speed barcode reader (AUTO BARCODE READER) in the effective speed, we can interpret the processed sheet automatically and can generate the corresponding processing code, that can avoid the mistakes caused by the operator's factors in the process and working time loss caused by the wrong operation.

By STRYKER-6, the complex customized production will turn into a simple scan code processing. With the record of the database, it will be able to optimize the production capacity of the product line and the estimated delivery time of the workpiece. When a large number of orders are encountered, the production can be adjusted.



### Genesis EVO 79 CNC Processing Center

Simultaneous processing of plate automatic labeling, material cutting, automatic loading and unloading, Let the work can be done more efficiently to increase production capacity.





Anderson Industrial Corp.

**HEAD OFFICE**

5F., No. 88, Sec. 6, Zhongshan N. Rd., Shilin Dist., Taipei City 11155, Taiwan  
T +886-2-28376866 F + 886-2-28320866

**MIAO-LI FACTORY**

No.1498, Zhonghua Rd., Houlong Township, Miaoli County 35651, Taiwan  
T +886-37-726876 F +886-37-727727  
[service@anderson.com.tw](mailto:service@anderson.com.tw)